



**ALDRIDGE**  
EDUCATION

# **Destinations Data 2019**



# Aldridge Education Destinations Data 2019

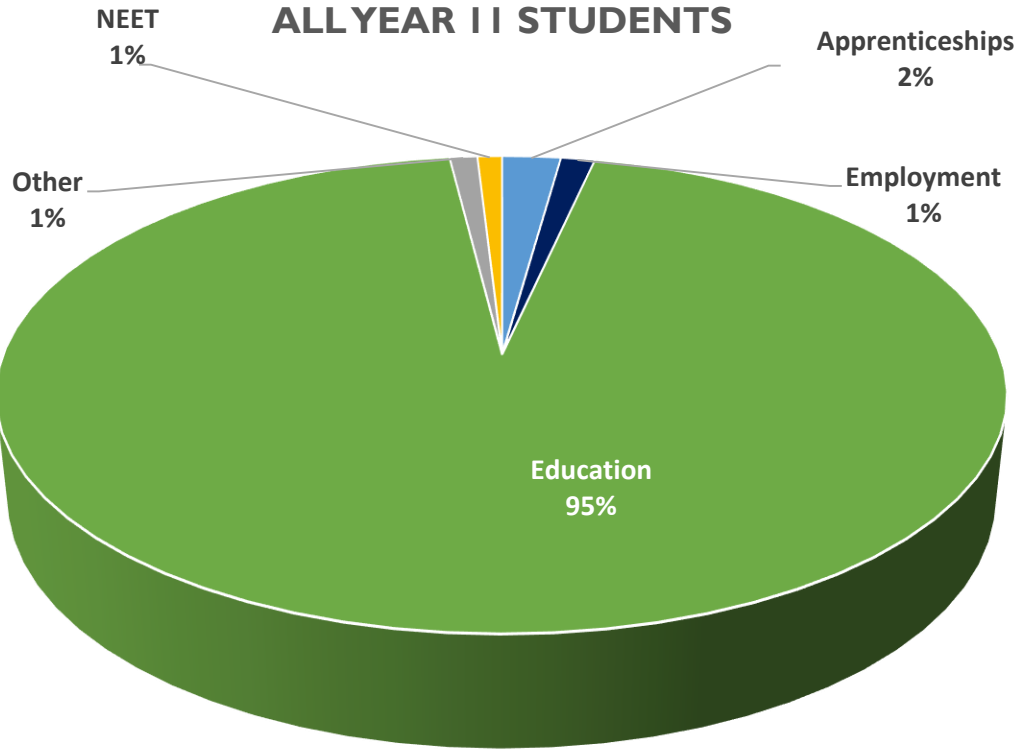
- The following charts show the destinations of students completing their Year 11 and Year 13 studies at schools in our multi-academy trust in the summer of 2019.
- Our schools' data is compared with the latest national data available from the DfE at the time of publication, which is for 2015/16.
- The national data classes destinations as into education (higher or further); into employment or an apprenticeship; and not in employment, education or training (NEET). Our own figures provide breakdowns within these categories.
- Our figures also include a number of “unknowns” where we have been unable to ascertain the data. This is usually because the student has gone / returned overseas and cannot be contacted.

# Post GCSE – All Year 11 Students

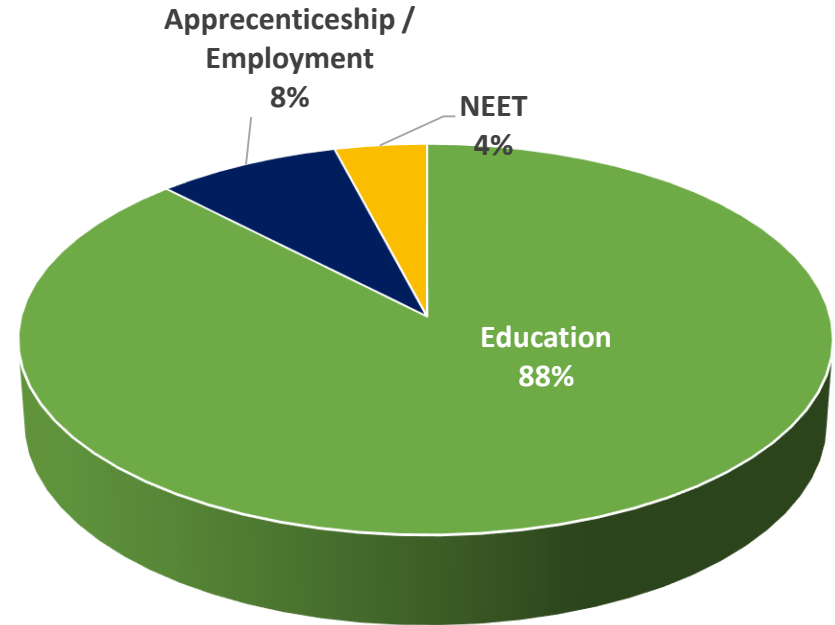
- We perform better than the latest national average on NEETS at Year 11 - 1% v 4%
- 3% of our Year 11 students go into employment or apprenticeships, less than half of the national average (8%)
- Conversely 95% of our students stay on in education, 7% above the national average
- The Studio retains the highest percentage of students into its 6<sup>th</sup> form (47%). On larger roll numbers DACA retained 37% in 2019
- DACA has the highest percentage of students joining employers or going into apprenticeships after Year 11 – 9.2%.
- Three schools – BACA, PACA and the UTC recorded no NEETS at year 11
- In total 8 students were recorded as NEET.

# Post GCSE All Year 11 Students

## DESTINATION POST GCSE ALL YEAR 11 STUDENTS



## NATIONAL COMPARISON LATEST DATA (2015/16)

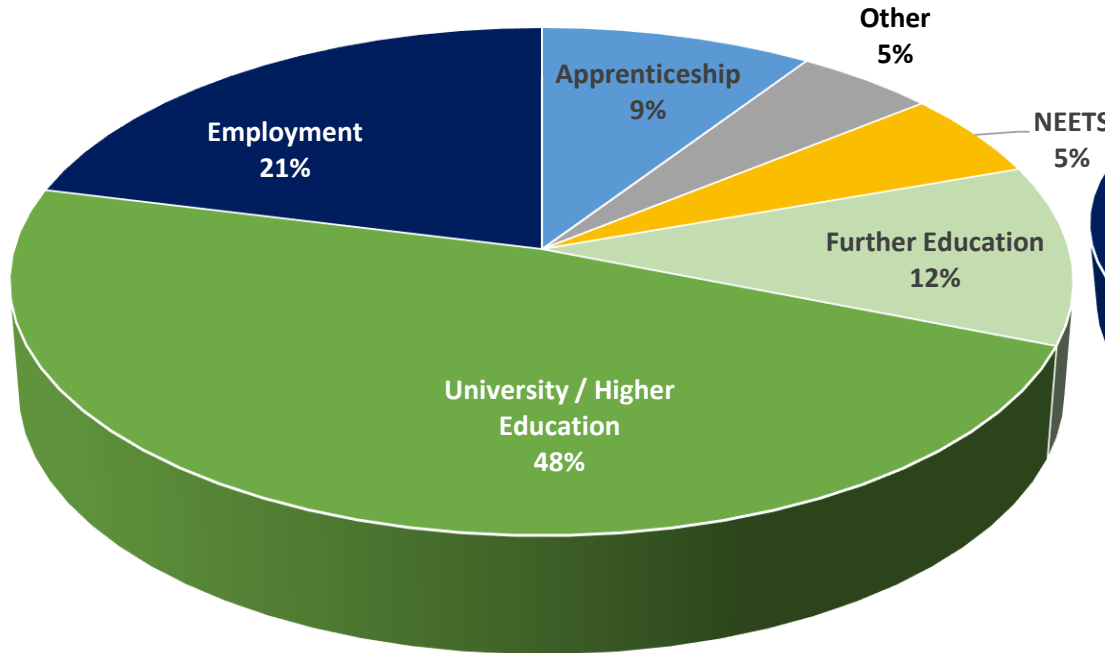


# Post 6<sup>th</sup> Form – All Year 13 Students

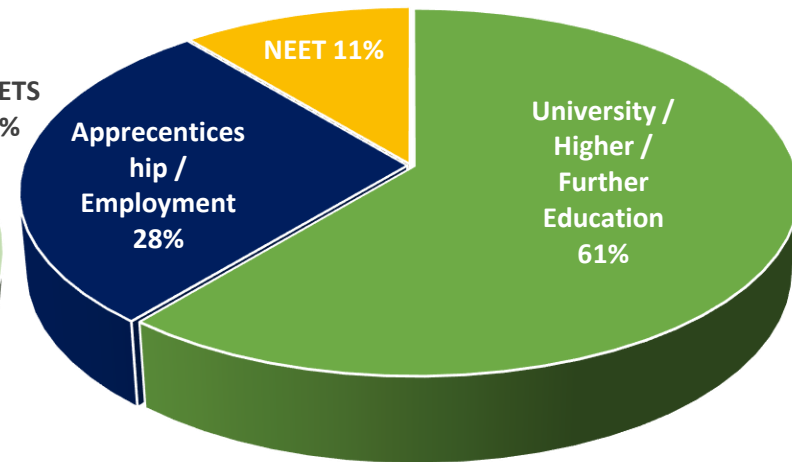
- We also perform better than the latest national average on NEETS at 6th form leaving stage (5% v 11%)
- Post 6th form marginally more of our leavers go into employment or apprenticeships than the national average (30% v 28%)
- We are pretty much level with the national average in terms of 6th formers moving onto university / higher / further education (60% v 61%)
- 75% of DACA students progressed to university / higher education, by far the highest percentage amongst our sixth forms
- BACA and PACA recorded the highest percentages taking up apprenticeships (17% & 18%), while BACA, the UTC & the Studio had the highest proportions entering employment.

# Post 6<sup>th</sup> Form – All Year 13 Students

DESTINATIONS POST 6TH FORM  
ALL YEAR 13 STUDENTS



NATIONAL COMPARISON LATEST  
DATA (2015/16)





# ALDRIDGE EDUCATION

Lives transformed through entrepreneurial education

[www.aldridgeeducation.org](http://www.aldridgeeducation.org)



twitter

aldridgeonline